

Long Term Planning

Early Years - Reception

2024-2025



	Who are we?	Let's Celebrate	Superheroes	Living Things	Terrific Tales	All Around the World
	Autumn		Spring		Summer	
Phonics	<p>Phase 2</p> <p>(Alongside consolidation of Phase 1)</p>	<p>Complete Phase 2/Begin Phase 3</p>	<p>Complete Phase 3</p> <p>Possible streamed groups</p>	<p>Apply Phase 3 sounds in Phase 4 words</p> <p>Possible streamed groups</p>	<p>Revise aspects of Phases 2-4 that children are less secure with e.g. writing common exception words.</p> <p>Possible streamed groups.</p>	<p>Revise aspects of Phases 2-4 that children are less secure with.</p> <p>Possible streamed groups.</p>

Autumn 1

Enjoying books (stories and non-fiction), rhymes, poems and songs

Reading Spine Focus



Classic Collection

Julia Donaldson Collection
PSED Focus - Resilience




(8 Weeks)

Spring 1

Enjoying books (stories and non-fiction), rhymes, poems and songs

Reading Spine Focus



Classic Collection

Sun Hendra Collection
PSED Focus - Feelings



(6 Weeks)

Summer 1

Enjoying books (stories and non-fiction), rhymes, poems and songs

Reading Spine Focus



Classic Collection

Alternative Tradition Tales
PSED Focus – Worries/Change



(6 Weeks)

Autumn 2

Enjoying books (stories and non-fiction), rhymes, poems and songs

Reading Spine Focus



Classic Collection

Christmas Book Advent Calendar
PSED Focus – Turn Taking/Sharing



(7 weeks)

Spring 2

Enjoying books (stories and non-fiction), rhymes, poems and songs

Reading Spine Focus



Classic Collection

Giles Andreae Collection
PSED Focus - Resilience




(5 Weeks)

Summer 2


Enjoying books (stories and non-fiction), rhymes, poems and songs

Reading Spine Focus





















Classic Collection

Diversity Collection
PSED Focus



(7 Weeks)

Writing	<p>Autumn 1</p>  <p>The Little Red Hen (Introduction to story mapping)</p>	<p>Spring 1</p>  <p>Superheroes (short burst writing unit - simple instructions, WANTED posters, speech bubbles)</p>	<p>Summer 1</p>  <p>The Gingerbread Man (short burst writing unit -speech bubbles, WANTED posters, simple instructions)</p>
	(7 Weeks)	(6 Weeks)	(6 Weeks)
	<p>Autumn 2</p>  <p>Celebrations (cards, lists and letters)</p>	<p>Spring 2</p>  <p>The Very Hungry Caterpillar (innovating a simple report about an animal, riddles)</p>	<p>Summer 2</p>  <p>Jack and the Beanstalk (innovating the story)</p> <p>The Little Red Hen (Revisit for short burst and narrative writing)</p> 
	(7 weeks)	(5 Weeks)	(7 Weeks)

Autumn		Spring		Summer		
Who are we?	Let's Celebrate	Superheroes	Living Things	Terrific Tales	All Around the World	
Mathematics	<p style="text-align: center;">Autumn 1 Who are We?</p> <p style="text-align: center;">Exploring the continuous provision inside and out. Where do things belong? Positional language</p> <p style="text-align: center;">Reception Baseline Assessment</p> <div style="text-align: center;">  <p>NFER Reception Baseline Assessment <i>Practical and child-friendly</i></p> </div> <p style="text-align: center;">Talk about Measure and Pattern</p> <p style="text-align: center;">Explore Simple Patterns Copy and Continue Simple Patterns Create Simple Patterns</p> <div style="display: flex; justify-content: space-around;">   </div> <p style="text-align: center;">It's Me 1, 2, 3</p> <p style="text-align: center;">Find 1, 2 and 3 Subitise 1, 2 and 3 Represent 1, 2 and 3 1 more 1 less Composition of 1 and 2</p> <div style="display: flex; justify-content: space-around;">   </div> <p style="text-align: center;">Circles and Triangles</p> <p style="text-align: center;">Identify and Name Circles and Triangles Compare Circles and triangles Shapes in the environment Describe Position</p>		<p style="text-align: center;">Mass and Capacity</p> <p style="text-align: center;">Compare Mass Find a Balance Explore Capacity</p> <div style="text-align: center;">  </div> <p style="text-align: center;">Alive in 5!</p> <p style="text-align: center;">Introduce Zero Composition of Numbers to 5</p> <div style="text-align: center;">  </div> <p style="text-align: center;">Growing 6, 7 & 8</p> <p style="text-align: center;">Find 6, 7, 8 Represent 6, 7, 8 Composition of 6, 7, 8 Make Pairs (Odd & Even) Double to 8 (Find a double) Double to 8 (Make a double)</p> <div style="text-align: center;">  </div>		<p style="text-align: center;">To 20 and Beyond</p> <p style="text-align: center;">Build Numbers beyond 10 (10-13) Continue patterns beyond 10 (10-13) Build Numbers beyond 10 (14-20) Continue patterns beyond 10 (14-20) Verbal counting beyond 20 Verbal counting patterns</p> <div style="text-align: center;">  </div> <p style="text-align: center;">How Many Now?</p> <p style="text-align: center;">Add More How many did I add? Take away How many did I take away?</p> <div style="display: flex; justify-content: space-around;">   </div>	
	Autumn 1 – 8 Weeks		Spring 1 – 6 weeks		Summer 1- 7 weeks	

1,2,3,4,5


Find 4 & 5

Subitise 4 & 5

Represent 4 & 5

Composition of 4 & 5

Composition of 1-5





Shapes with 4 Sides

Identify and name shape with 4 sides

Combine shapes with 4 sides

Shapes in the environment

My day



Autumn 2 – 7 weeks

Spring 2

Length, Height and Time

Explore Length

Compare Length

Explore Height

Compare Height



Building 9 & 10

Find 9 & 10

Compare Numbers to 10

Represent 9 and 10

Composition to 10

Bonds to 10 (2 parts)



Explore 3D Shapes

Recognise and Name 3D shapes

3D Shapes in the environment

Find 2D shapes within 3D Shapes



Spring 2 – 5 weeks


Sharing and Grouping

Exploring sharing

Explore Grouping

Even and odd sharing

Play with and build doubles



Manipulate, compose and decompose

Select shapes for a purpose

Rotate shapes

Manipulate shapes

Explain shape

arrangements

Compose shapes

Decompose shapes



Summer 2 7 weeks

Autumn

Progression in scissor skills throughout the year.

Spring

Summer

Skills to be linked to
Creating with Materials.

Skills to be linked to
Creating with Materials

Skills to be linked to
Creating with
Materials

Skills to be linked to
Creating with
Materials

Fine Motor Skills

Tripod Grip

Az Bb Cc Dd Ee Ff
Gg Hh Ii Jj Kk Ll Mm
Nn Oo Pp Qq Rr Ss Tt
Uu Vv Ww Xx Yy Zz

0 1 2 3 4 5 6 7 8 9
10 11 12 13 14 15
16 17 18 19 20

△ X \ □ + / 0 1

Tripod Grip

Az Bb Cc Dd Ee Ff
Gg Hh Ii Jj Kk Ll Mm
Nn Oo Pp Qq Rr Ss Tt
Uu Vv Ww Xx Yy Zz

0 1 2 3 4 5 6 7 8 9
10 11 12 13 14 15
16 17 18 19 20

△ X \ □ + / 0 1

Az Bb Cc Dd Ee Ff
Gg Hh Ii Jj Kk Ll Mm
Nn Oo Pp Qq Rr Ss Tt
Uu Vv Ww Xx Yy Zz

0 1 2 3 4 5 6 7 8 9
10 11 12 13 14 15
16 17 18 19 20

Az Bb Cc Dd Ee Ff
Gg Hh Ii Jj Kk Ll Mm
Nn Oo Pp Qq Rr Ss Tt
Uu Vv Ww Xx Yy Zz










0 1 2 3 4 5 6 7 8 9
10 11 12 13 14 15
16 17 18 19 20

Az Bb Cc Dd Ee Ff
Gg Hh Ii Jj Kk Ll Mm
Nn Oo Pp Qq Rr Ss Tt
Uu Vv Ww Xx Yy Zz

0 1 2 3 4 5 6 7 8 9
10 11 12 13 14 15
16 17 18 19 20








Az Bb Cc Dd Ee Ff
Gg Hh Ii Jj Kk Ll Mm
Nn Oo Pp Qq Rr Ss Tt
Uu Vv Ww Xx Yy Zz

0 1 2 3 4 5 6 7 8 9
10 11 12 13 14 15
16 17 18 19 20

<p style="writing-mode: vertical-rl; transform: rotate(180deg);">PE and Gross Motor</p>	<p>PE Locomotion Walking and Running</p> 	<p>PE Locomotion Ball Skills (Hands)</p> 	<p>PE Locomotion Gymnastics</p>  <p>Enrichment: Relax Kids</p> 	<p>PE Locomotion Games for Understanding</p> 	<p>PE Locomotion Jumping</p>  <p>Enrichment: Dance and Musical Movement</p> 	<p>PE Locomotion Fun Sports Day</p>  <p>Enrichment: Dance and Musical Movement</p> 
--	---	---	--	---	---	--

	Who are we?	Let's Celebrate	Superheroes	Living Things	Terrific Tales	All Around the World
Autumn			Spring		Summer	
Past and Present	<p>Who are we? Talking about families, differences between families, naming family members. Talk about their families and jobs that they do.</p> 	<p>Let's Celebrate How do you celebrate? Do we all celebrate in the same way? Remembrance Day</p> 	<p>Superheroes How is my Christmas different to my parents? What is an inventor? How has technology changed?</p> 	Natural World Focus	People, Culture & Communities Focus	<p>All Around the World How have I changed? What have I enjoyed most about Reception? What am I excited about?</p> 
	<p>Am I the same as everyone in my class? Is my family the same as everyone else's?</p>  <p>Do the people in our families all have the same job? Possible visits from various professionals</p>	<p>Halloween Bonfire Night Remembrance Day Diwali Hanukah Children in Need Christmas</p> 	<p>Celebrations Lunar New Year Valentine's Day Shrove Tuesday</p> 			Natural World Focus

<p style="writing-mode: vertical-rl; transform: rotate(180deg);">Natural World</p>	<p>Getting to know the outdoor environment</p>  <p>Seasonal Changes Autumn-Winter What changes can we notice? Why are these changes occurring?</p>	<p>Autumn and Winter Which animals hibernate? Seasonal changes continued</p>  <p>EY Garden Let's prepare the garden for planting. Digging up weeds Planting bulbs & seeds</p>  	<p>Winter (continued) Melting, freezing, floating sinking, magnets, light travelling, shadows, waterproofing and sorting materials. Possible PPA Units.</p> 	<p>Living Things Caterpillars Frogs Spawn Plants Seeds Wild Animals and their habitats.</p>  	<p>Terrific Tales Summer</p>	<p>All Around the World Contrasting environments The Human effect</p>  
	<p style="writing-mode: vertical-rl; transform: rotate(180deg);">Forest School</p>	<p>Seasonal Changes Autumn Getting to know Forest School.</p>  	<p>Seasonal Changes Winter Can we find minibeasts in Winter?</p> 	<p>Seasonal Changes Winter</p> 	<p>Seasonal Changes Spring</p>  	<p>Seasonal Changes Summer</p> 

	Who are we?	Let's Celebrate	Superheroes	Living Things	Terrific Tales	All Around the World
	Autumn		Spring		Summer	
Creating with Materials	 <p>Joining techniques – gluing, selotape Folding – half (for cards) Painting and printing - big brushes, small brushes, ready mixed paint. Rubbings using crayons. Teach drawing skills – people and objects</p>		 <p>Joining techniques – split pins, stapling Folding – concertina (fans, pop up cards) Painting and printing – Water paints, Rubbings with chalk, pastels,</p>		 <p>Joining techniques – PVA glue, flange, hole punch, treasury tags.</p> <p>Use a wide range of tools with greater accuracy and independence to shape, assemble and join materials – glue, tape, scissors, string, staples, clips, weaving.</p>	
	Being Imaginative	<p>Charanga Me!</p> 	<p>Charanga My Stories</p>  <p>Christmas Performance</p>	<p>Charanga Everyone</p> 	<p>Charanga Our World</p> 	<p>Charanga Big Bear Funk</p> 